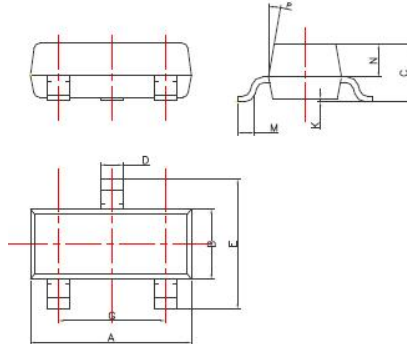
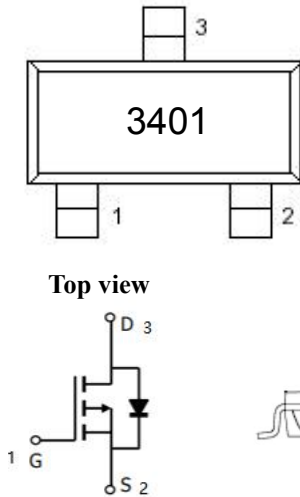


CDL3401A-UE

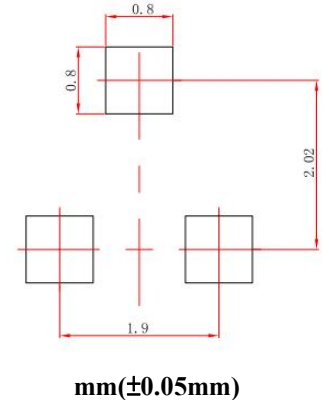
MOSFET

Marking: 3401

SOT-23 Dimension

SOT-23
Suggested Layout

DIM	Millimeters
A	2.85~3.04
B	1.30±0.10
C	1.00±0.10
D	0.45±0.05
E	2.25~2.55
G	1.90±0.1
K	0.00-0.10
M	0.20 MIN
N	0.60±0.10
P	7±2°

MAXIMUM RATINGS (T_a=25°C)

Characteristic	Symbol	Rating	Unit
Drain-Source Voltage	V _{DS}	-30	Vdc
Gate-Source Voltage	V _{GS}	±12	Vdc
Drain Current—Continuous	I _D	-4.2	Adc
Peak Drain Current	I _{DM} ¹	-16	Adc

THERMAL CHARACTERISTICS

Characteristic	Symbol	Max	Unit
Total Device Dissipation T _A =25°C	P _D	450	mW
Thermal Resistance from Junction to Ambient	R _{θJA}	277	°C/W
Junction and Storage Temperature	T _J , T _{stg}	150, -55 to +150	°C

1. Repetitive Rating : Pulse width limited by maximum junction temperature

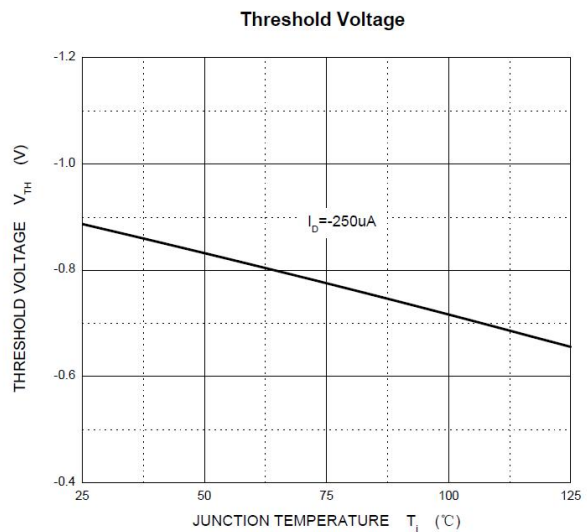
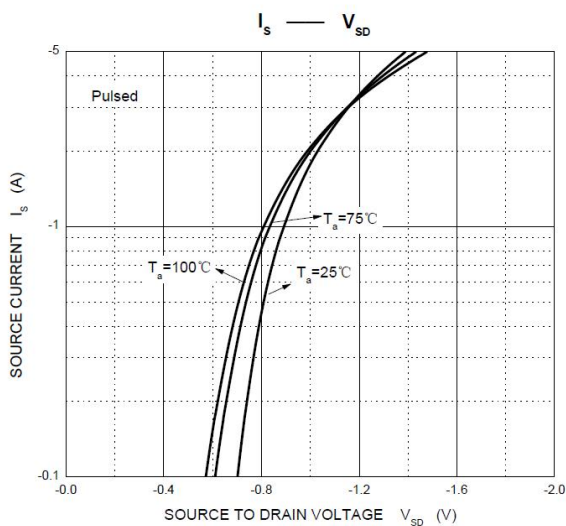
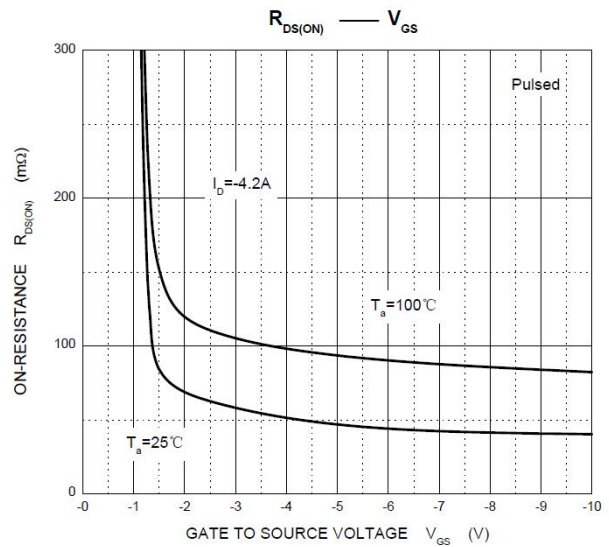
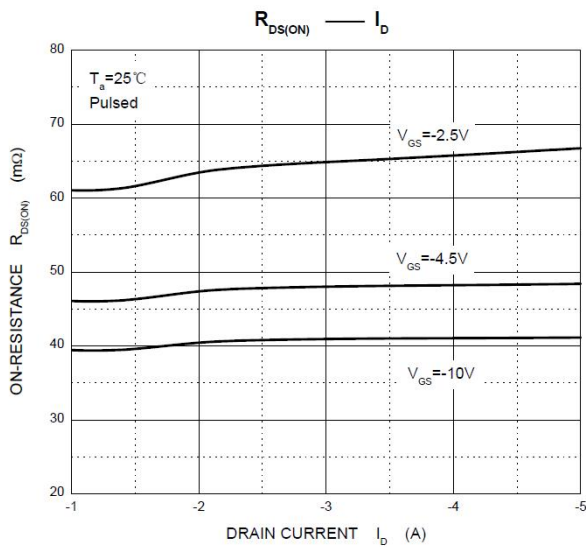
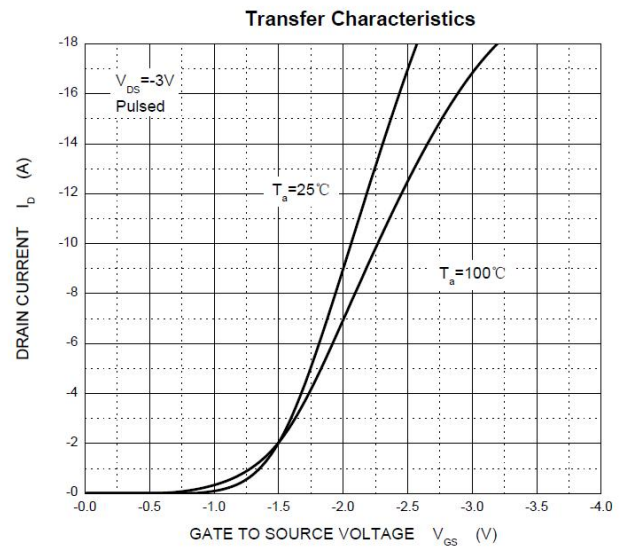
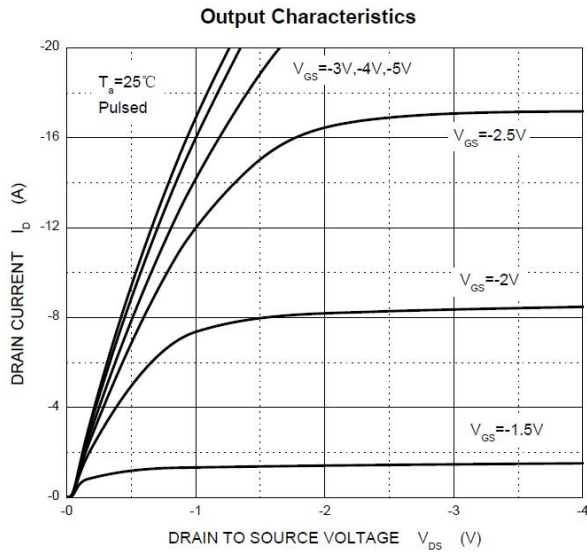
ELECTRICAL CHARACTERISTICS (T_A=25°C unless otherwise noted)

Characteristic	Symbol	Test Condition	Min	Type	Max	Unit
Drain-Source Breakdown Voltage	V _{(BR)DSS}	V _{GS} =0V, I _D =-250μA	-30	-	-	V
Zero Gate Voltage Drain Current	I _{DSS}	V _{DS} =-24V, V _{GS} =0V	-	-	-1.0	μA
Gate-Body Leakage Current, Forward	I _{GSS}	V _{GS} =±12V	-	-	±100	nA
Gate Threshold Voltage	V _{GS(th)}	V _{DS} =V _{GS} , I _D =-250μA	-0.60	-0.90	-1.3	V
Static Drain-Source On-State Resistance	R _{DS(on)}	V _{GS} =-10V, I _D =-4.2A V _{GS} =-4.5V, I _D =-4.0A V _{GS} =-2.5V, I _D =-4.0A	-	50 60 82	70 80 120	mΩ
Forward Transconductance	g _{fs}	V _{DS} =5V, I _D =5.0A	7	-	-	S
Diode Forward On-Voltage	V _{SD}	V _{GS} =0V, I _S =-1.0A	-	0.75	1.3	V
Turn-On Delay Time	t _{d(on)}	V _{DD} =-10V, V _{DS} =-15V, RL=3.6Ω, RGEN=6Ω	-	2.64	-	ns
Turn-On Time	t _r		-	10	-	
Turn-Off Delay Time	t _{d(off)}		-	52	-	
Turn-On Fall Time	t _f		-	16.2	-	
Input Capacitance	C _{iss}	V _{DS} =-15V, V _{GS} =0V, f=1.0 MHz	-	740	-	pF
Output Capacitance	C _{oss}		-	51	-	
Reverse Transfer Capacitance	C _{rss}		-	44	-	
Total Gate Charge	Q _G	V _{DS} =-15V, I _D =-4A, V _{GS} =-4.5V	-	7.4	-	nC
Gate to source charge	Q _{GS}		-	1.3	-	
Gate to drain charge	Q _{GD}		-	2.6	-	

CDL3401A-UE

MOSFET

Typical Performance Characteristics



Note: Specifications are subject to change without notice. For more detail and update, please visit our website.